



# Presentation to the Transportation & Parking Advisory Committee November 13, 2025

# Transportation & Parking Advisory Committee Membership & Attendees (2025-2026)

Kent Moore Chair - Faculty	Andrew Park U/G Student – UTMSU (President)	Rajas Dhamija U/G Student – UTMSU (VP External)	Owen (Rui) Zhang U/G Student – UTMSU (VP Internal)
Faisal Halabeya Grad Student – UTMAGS (President)	Grace Ahadjie UTM Residence Council (President)	Deborah Brown CAO	Vicky Jeziarski Hospitality & Ancillary Services
Megan Evans Hospitality & Ancillary Services	Tim Fricker Student Affairs	Brian Hoppie Parking & Transportation Services	Antonia Lo Budget, Planning and Finance
Ahmed Azhari FM&P	Deborah Fritz Campus Safety	Francesco Villiva Staff	Luke Barber Executive Director, Digital & Physical Infrastructure

# AGENDA

- **Spotlight: Sustainability Initiatives**
  - **Transit**
  - **Active Transportation**
  - **EV Charging**
  - **UTM Car Care Centre**
  - **Other**
  - **Electric Vehicle**
- **Recap: Financials**
- **Closing Remarks**

# U-PASS

- **Approximately 17,300 U-Pass vouchers distributed**
- **10,400 voucher codes redeemed**
  - **8,021 Mobile**
  - **2,379 Presto Card**

**September 1<sup>st</sup> –  
November 10<sup>th</sup> 2025:**

- **407,512 tapped rides with U-Pass on Mobile**
- **111,724 rides with Presto Cards**
- **519,236 rides by 9,616 Distinct accounts**

**THE NEW DIGITAL  
U-PASS  
FOR MOBILE WALLET**

**ACTIVE  
STARTING ON  
SEPTEMBER 1**  
FOR U-PASS ELIGIBLE  
UNDERGRADUATE  
& GRADUATE  
STUDENTS

RECEIVE EMAIL  
ON AUG 29

ACTIVE ON  
SEPT 1

PRESTO Adult  
METROLINX  
U-PASS

SCAN HERE FOR DETAILS!

To receive your digital U-Pass, refer to the steps below:

1. Register through the **PRESTO** App.
2. Redeem **voucher** on presto digital card.
3. Tap with **mobile wallet**.

utm CU m1 WAY METROLINX

## Equivalency Results

Energy consumed by



# UTM SHUTTLE BUS

# Bird Canada and Lime @ UTM



# Bird and Lime in Mississauga

- City of Mississauga approved a micro-mobility program in Mississauga with e-scooters and e-bikes available throughout the city via [Bird Canada](#) or [Lime](#) in June 2024
- UTM established two parking locations on campus, which opened October 2024
- Anyone with a UofT email (@utoronto.ca or @mail.utoronto.ca) is eligible for a discount



## Engagement on Campus

- Bird and Lime attended **Orientation Week** in both 2024 and 2025
- They connected with students, shared safe riding tips, and welcomed new users to sign up for exclusive discounts using their campus emails



## By the Numbers: Bird and Lime's Initial UTM Pilot Oct 8 - Dec 9 2024

**785**

Total trips starting or ending on campus

**>90%**

Trips on e-scooters vs e-bikes

**6.8 km**

Avg ride distance

**353**

Unique riders on campus

**Before 10am,  
After 5:30pm**

Time periods when students use devices

## Bird and Lime Usage in 2025

**1,058**

**Total trips starting on  
campus**

**1,183**

**Total trips ending  
on campus**

---

**3.6-  
3.9kms**

**Average distance  
travelled**

**21.2-24.9  
mins**

**Average trip duration**

# RIDER SURVEY (BIRD CANADA)

**What do you use e-scooters and/or e-bikes mostly for? (check all that apply)**

- Commuting (to work or school) - **35%**
- Leisure, entertainment and recreation (restaurants, cafes, events, shopping) - **80%**
- Getting to appointments and running errands - **29%**
- Connecting to public transport(bus, train, etc.) – **43%**

**For your most recent trip, if Bird was not available, what other mode of transportation would you have used instead?**

- I wouldn't have made the trip - **14%**
- Rideshare (ie. Uber/Lyft/Taxi) - **22%**
- Personal car or Motorbike - **37%**
- Public Transit - **16%**
- E-scooter or e-bike from another rental company - **11%**

*"As a UTM student, Bird scooters are a life saver. They're an affordable and quick way to get to class, especially on busy mornings when I'm running late!"*

*"I use Bird Canada scooters every day to get from campus to my part-time job. It's quick, eco-friendly, and much cheaper than other transportation options."*

## Environment Lifetime

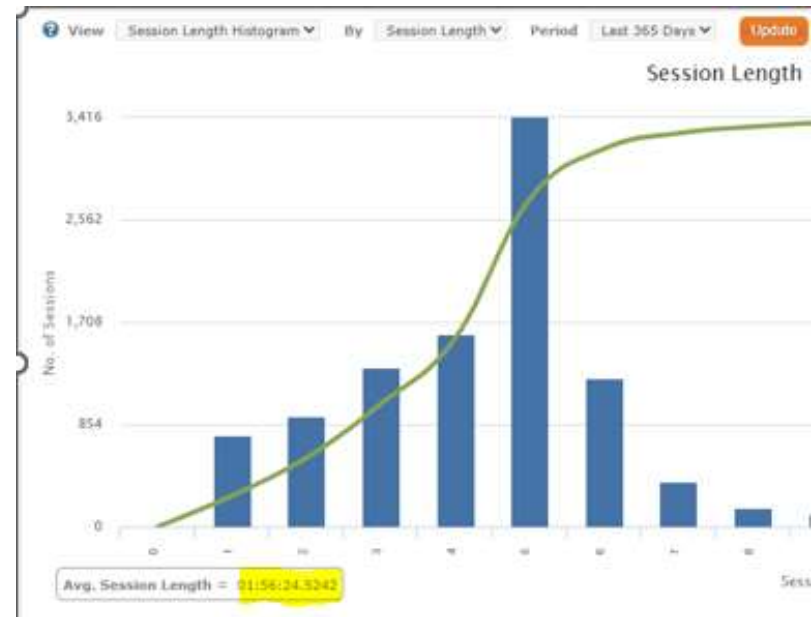
Here's how EV charging has helped:



You've avoided 348,563kg greenhouse gas emissions



That's like planting 8,938 trees and letting them grow for 10 years

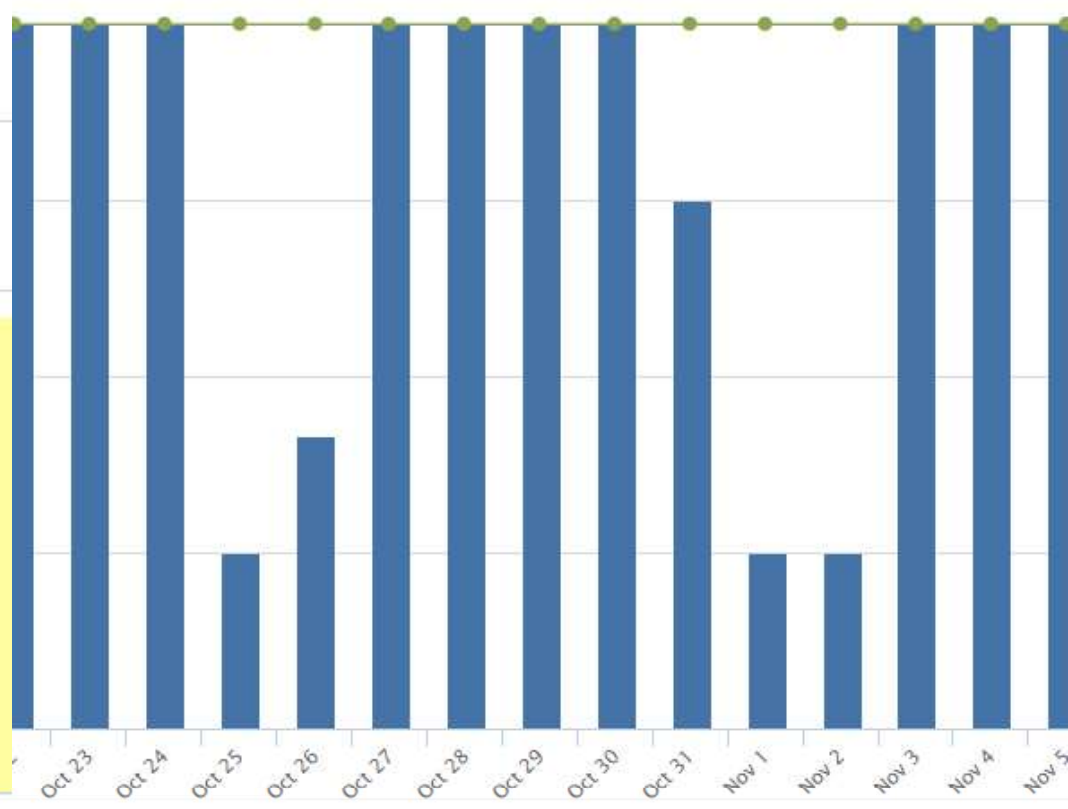


# EV CHARGING

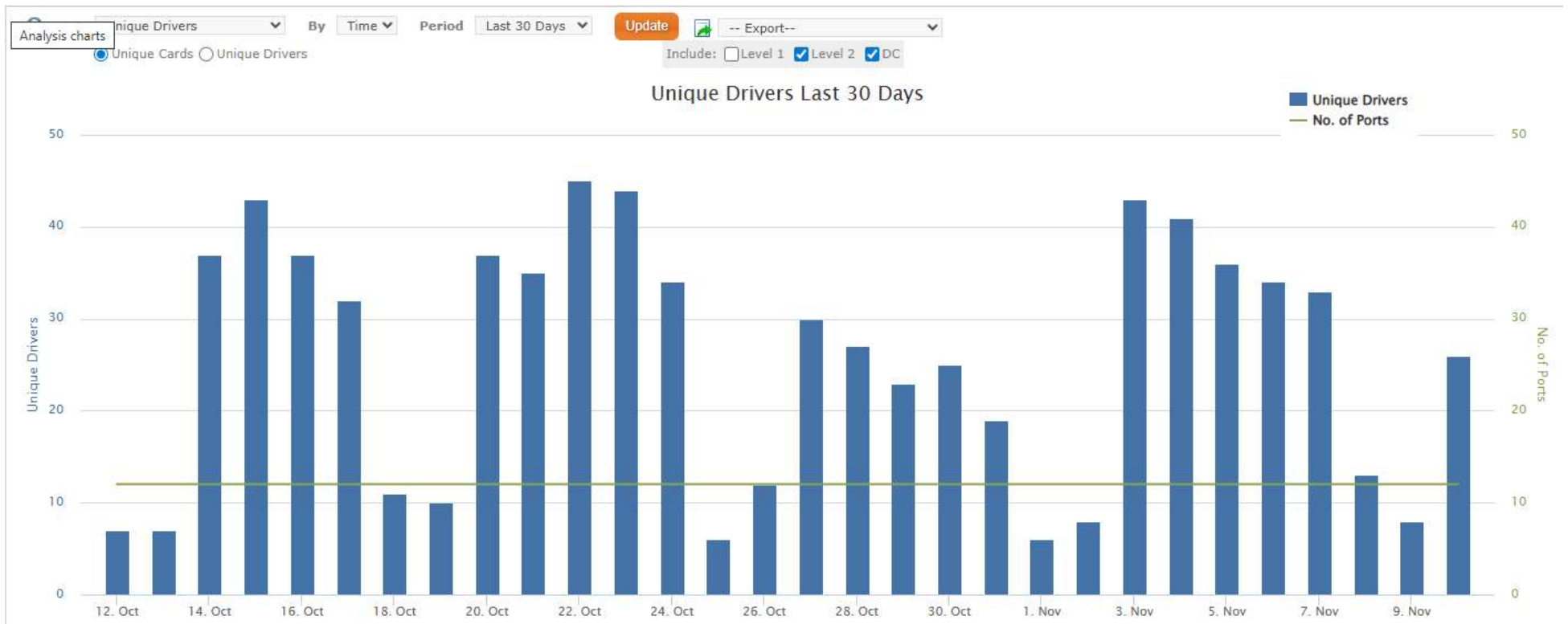
### Average Utilization Last 30 Days

Organization: **University of Toronto Mississauga (12 total ports)**  
 No. of Radio Groups: **6**  
 Radio Group with Highest Utilization:  
 \* **RGW4 (2 ports)**  
 \* **Avg. Utilization: 71.1%**

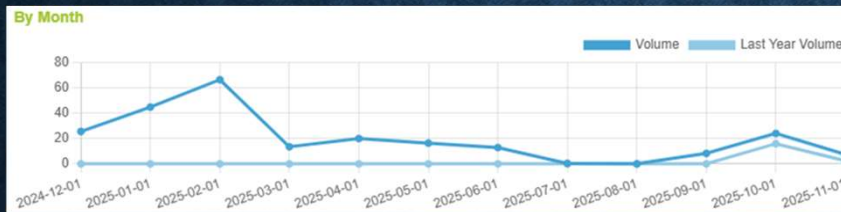
### Peak Daily Occupancy Last 30 Days



# OCCUPANCY



# UNIQUE DAILY USERS



Volume	Jugs	Plastic
254.8 L	67.4	8.1 kg

# UTM CAR CARE CENTRE



**RESERVED FOR  
CARPOOL**



**Carpool Permit Required  
On This Row**



**VEHICLES WILL BE TAGGED AND/OR  
TOWED FOR NON-COMPLIANCE**



 zipcar.

**Wheels when  
you want them™  
around campus**

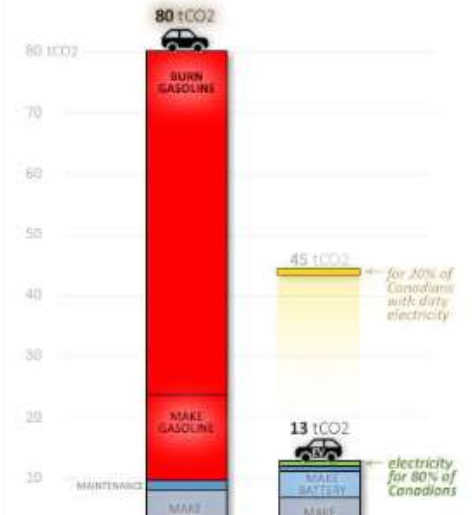
Join Zipcar to book cars  
by the hour or day.

- Save money with gas & insurance options included
- 100% self-service app
- Up to 200 miles per day included





LIFE-CYCLE CO<sub>2</sub> FROM  CARS  
TONNES OF CO<sub>2</sub> FROM AVERAGE NEW CAR



# ELECTRIC VEHICLE

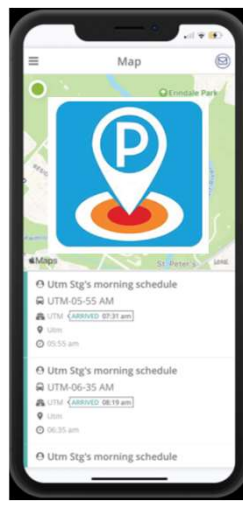
# Financials

# Proposed Price Increases for 2026-2027



	P4 P8	P9	P1	P5	CCT Garage	Resident
Proposed 2026 - 2027	2.5%	3%	3%	3%	3%	3%
Actual 2025-26	3%	3%	3%	3%	3%	3%

## Hourly/Daily



Area	No Proposed Increase			Current Rates		
	1/2hr	Daily Max	Off Hours	1/2hr	Daily Max	Off Hours
CCT	\$0.00	\$0.00	\$0.00	\$3.25	\$20.50	\$10.50
P9	\$0.00	\$0.00	\$0.00	\$3.00	\$18	\$7.50
All Other	\$0.00	\$0.00	\$0.00	\$2.75	\$15.50	\$6.50

**University of Toronto Mississauga  
Parking Services  
Schedule of Rates  
in \$'s**

	<b><u>2025-26</u></b>	<b><u>\$ Increase</u></b>	<b><u>2026-27</u></b>
CCT Garage (annual)	1,587.74	47.63	1,635.38
CCT Garage (Sessional 8m)	1,297.24	38.92	1,336.16
Lot P1 (annual)	1,318.63	39.56	1,358.19
Lot P5 (annual)	1,280.23	38.41	1,318.64
Lot P9 (annual)	1,016.67	30.50	1,047.17
Lots P4 and P8 (annual)	888.61	22.22	910.83
Student (sessional - Lots P4 and P8)	370.24	9.26	379.50
Resident (annual)	1,132.95	33.99	1,166.94
Afternoon (annual - after 3:30pm)	264.04	7.92	271.97
Commercial (annual)	1,503.33	45.10	1,548.43
Motorcycle (annual)	240.00	7.20	247.20

**University of Toronto Mississauga  
Parking Services  
Comparator Rates - 2025-26  
in \$'s**

	<u>UTM</u>	<u>UTSC</u>	<u>St. George</u>	<u>York</u>	<u>McMaster</u>	<b>Credit Valley Hospital</b>
Reserved:						
Most expensive	\$1,587.75	\$2,013.41	\$3,720.00	\$1,797.12	\$1,560.00	\$831.50
Least expensive	\$1,280.23	\$1,548.79	\$3,360.00	\$1,397.76	\$1,500.00	\$831.50
Unreserved:						
Most expensive	\$1,318.64	\$2,350.44	\$4,800.00	\$1,088.64	\$1,320.00	\$831.50
Least expensive	\$888.58	\$1,750.13	\$2,940.00	\$1,057.92	\$672.00	\$831.50

\*Satellite lot not located on campus. Shuttle bus required.

**THANK YOU**

Brian Hoppie  
Operations Manager  
Parking & Transportation Services